

Inductive Proximity Sensor/Switch Datasheet

CJD05-17K Series Angular Column Type Proximity Sensor

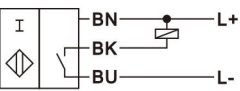
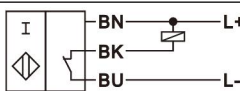
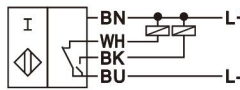
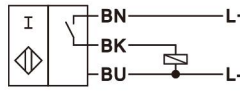
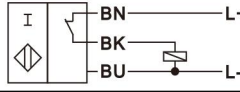
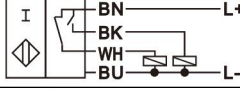
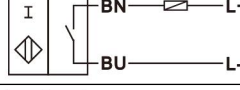
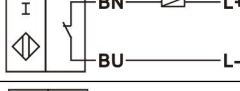
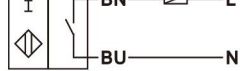
Introduction

- Inductive proximity switch is a device for realizing the non-electrical measurement by inductive winding or the change of coefficient of mutual induction.
- It has high resolution and accuracy for the monitoring and measurement of presence, movement and position of metallic objects.
- The operating distance of the sensor depends on the coil's size as well as the target's shape, size and material.
- It is divided into two categories according to the working state :
NO - Normal Open type,
NC - Normal Close type

Features:

- ◆ Functional type, equivalent to the same type of the other brands.
- ◆ Power supply reversal connection protection; short-circuit protection, can directly connect with PLC
- ◆ Newly added current over-load protection; the elements are made of imported chip
- ◆ Long service life, high reliability and strong resistance property to environment
- ◆ Red LED indicates that it's available to detect the sensor operating state
- ◆ IP67 protection structure (IEC specification)

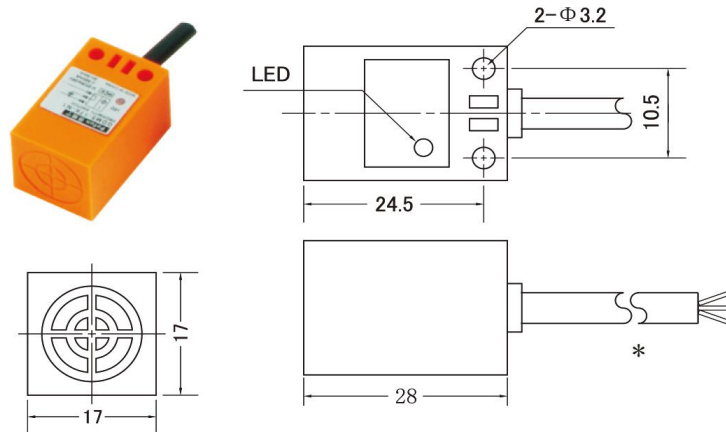
Ordering Part Number:

Model	Detection distance	Switch point function	Working voltage	Connection form
CJD05-17K-N1	5mm±10%	NPN NO	DC6-36V	NPN NO 
CJD05-17K-N2	5mm±10%	NPN NC	DC6-36V	NPN NC 
CJD05-17K-N4	5mm±10%	NPN NO+NC	DC6-36V	NPN NO+NC 
CJD05-17K-P1	5mm±10%	PNP NO	DC6-36V	PNP NO 
CJD05-17K-P2	5mm±10%	PNP NC	DC6-36V	PNP NC 
CJD05-17K-P4	5mm±10%	PNP NO+NC	DC6-36V	PNP NO+NC 
CJD05-17K-D1	5mm±10%	DC NO	DC10-30V	DC NO 
CJD05-17K-D2	5mm±10%	DC NC	DC10-30V	DC NC 
CJD05-17K-A1	5mm±10%	AC NO	AC90-250V	AC NO 

Inductive Proximity Sensor/Switch Datasheet

CJD05-17K-A2	5mm±10%	AC NC	AC90-250V	AC NC 
--------------	---------	-------	-----------	---

Structure Parameter:



Technical Parameter:

Rated action distance (Sn)	5mm
Reliable movement distance (Sa)	0~4mm
Switching frequency (f)	DC 0~500 HZ
Switching frequency (f)	AC 50/60HZ
Hysteresis (H)	Typical values%
Reverse polarity protection	Yes
Short circuit protection	Pulse
Voltage drop (Ud)	DC ≤ 1V
Voltage drop (Ud)	AC ≤ 7V
Working current (I _L)	0~300 mA
Leakage current (I _r)	0~0.5mA typical values 0.1uA, 25°C
No-load current (I _D)	≤ 15mA
Indicator light	Red LED
environment temperature	-20°C~70°C(248-343K)
Connection form	2m, PVC
Conductor cross-sectional area	0.14mm
Shell material	PBT
Induction surface	PBT
Protection grade	IP67
Standard	EN 60947-1:2004



Inductive Proximity Sensor/Switch Datasheet

Remarks:

- Inductive proximity sensors detect the metallic objects
- The detection distance may fluctuate with the different materials of the detected target. Custom design in the different rated input current and the output voltage are available.
- Both the configuration parameters and the cable length can be customized. Standard cable length 2M.
- If no explicit requirement for the output polarity, the proximity sensor will be supplied based on NPN mode.

WARNING : Incorrect wiring may cause damage to the sensor.

